


Subaru Legacy 2.0 D 150PS 2008


1. Slacken the tensioner and remove the belt.




2. Unscrew two mounting bolts.



3. Unscrew the red wire and isolate it, disconnect the green connector. Remove the alternator.



4. Find plug for rail pressure sensor.



5. Disconnect it and connect box adapter between.

